

Recessed LED Downlight Instruction Leaflet

VJC
LIGHTING

DL3932 | DL3871



EN

Read this instruction carefully before commencing installation and keep it for future reference.

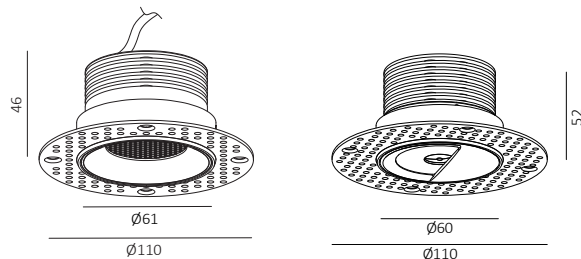
Always switch off the mains before installation or maintenance.

Keep the product far from heat sources and in a well ventilated area.

The installation or maintenance should be carried out by a qualified electrician.

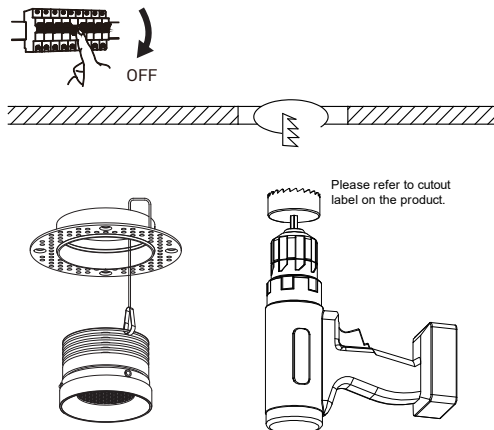


The light source contained in this luminaire shall only be replaced by the manufacturer or his service agent or a similar qualified person.

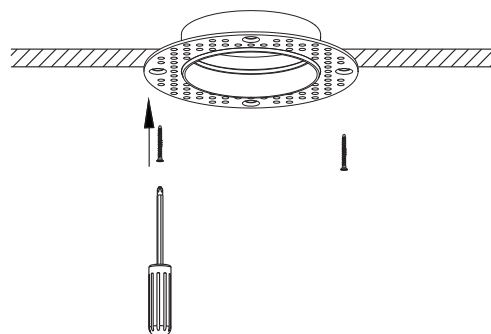


⌀ Cutout: 70mm
5-25mm

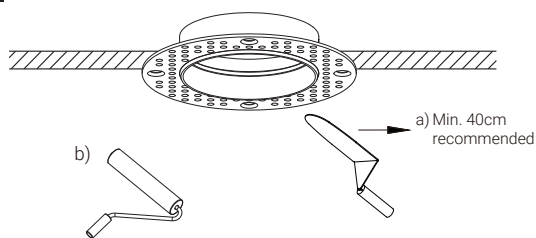
01



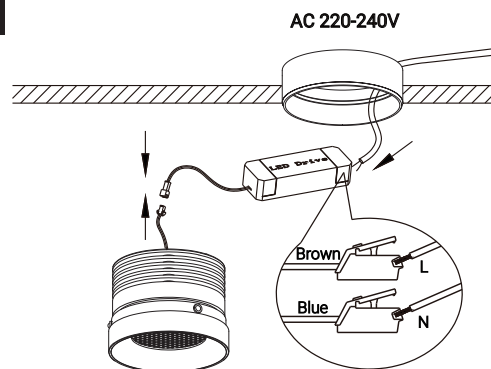
02



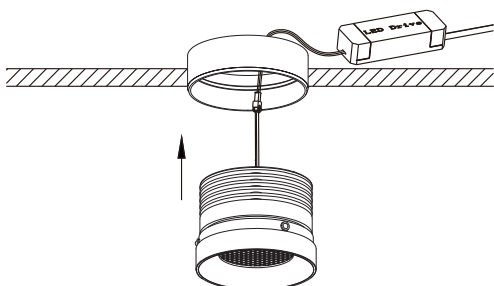
03



04



05



06

